

2019 District 11 4-H Spring Spectacular

Victoria College Emerging Technology Complex
7403 Lone Tree Road, Victoria, TX
April 12-13, 2019



TEXAS A&M
AGRILIFE
EXTENSION

The members of Texas A&M AgriLife will provide equal opportunities in programs and activities, education, and employment to all persons regardless of race, color, sex, religion, national origin, age, disability, genetic information, veteran status, sexual orientation or gender identity and will strive to achieve full and equal employment opportunity throughout Texas A&M AgriLife.

2019 District 11 4-H Spring Spectacular

TABLE OF CONTENTS

General Information and Guidelines	3
CONTESTS:	
Consumer Decision Making Contest	8
Duds to Dazzle Clothing & Textile Competition	11
Educational Presentation Contests	16
Fashion Show Competition	18
Natural Fibers Competition	25
Fashion Show Storyboard	27
Food Show	33
Food Challenge	39
Leaders 4 Life Skill-A-Thon	43
Public Speaking Contest	44
Quiz Bowl Contests	45
Share-the-Fun Contests	46

GENERAL INFORMATION AND GUIDELINES

EVENT INFORMATION

District 11 4-H Spring Spectacular will be held on Saturday, April 12-13, 2019, at Victoria College Emerging Technology Complex, Victoria, TX.

District 11 Spring Spectacular Events include:

- Consumer Decision Making
- Duds to Dazzle Clothing & Textile Competition
- Educational Presentations
- Fashion Show
- Fashion Storyboard
- Food Show
- Food Challenge
- Leaders 4-Life Skill-A-Thon (Seniors ONLY)
- Photography Display (Junior and Intermediate entries only)
- Public Speaking Contest
- Quiz Bowl Contests
- Share-The-Fun Contest

Contest Superintendents:

- Consumer Decision Making – Hannah Krebs, Washington County
- Duds to Dazzle – Kayla Kaspar, Fayette County
- Educational Presentations – Kara Matheny, Washington County
- Fashion Show – Denise Goebel, DeWitt County
- Food Show – Gayle Bludau, Lavaca County
- Food Challenge – Gracie Rider, Victoria County
- Quiz Bowl – Charles Seely, Washington County
- Share-The-Fun – Kyle McManus, Nueces County & Michelle Wright, Austin County

CHANGES FOR 2019

- Ag Product ID Contest discontinued.
- Discover Scientific Method Poster Competition discontinued.
- Educational Presentation categories updated:
 - **New** - Agricultural Technology & Farm Safety
 - **New** - Animal Science
 - Beef
 - Health & Wellness
 - Horse
 - Open - Agriculture & Natural Resources
 - Open - Family & Consumer Sciences
 - Open
 - Promote 4-H
 - Safety & Injury Prevention
- Educational Presentation team composite limited to two (2) individuals
- Entomology Contest discontinued.
- Fashion Storyboard categories updated:
 - **New** - Home Decor

- **New** - Home Furnishings
- Food Show categories will be Main Dish, Fruits & Vegetables, Breads & Cereal, and Nutritious Snacks.
- Quiz Bowl:
 - Teams limited to 4 (four) members
 - New contest rules
 - Updated resources

AGE CLASSIFICATIONS

Please make sure all participants are entered in the correct division. Descriptions of age divisions are:

- Senior Division - Contestants must be in 9th – 12th grade for the 2018-2019 4-H year.
- Intermediate Division - Contestants must be in 6th – 8th grade for the 2018-2019 4-H year.
- Junior Division - Contestants must be in 3rd – 5th grade for the 2018-2019 4-H year.

For all Quiz Bowl & Duds to Dazzle contests, there are only **two** age divisions: Junior and Senior. Descriptions are as follows:

- Senior Division – Contestants must be in the 9th – 12th grade for the 2018-2019 4-H year.
- Junior Division – Contestants must be in the 3rd – 8th grade for the 2018-2019 4-H year.

For Educational Presentations and Share-The-Fun entries that are composed of teams, Junior 4-H members may compete as a member of an Intermediate team. However, Intermediates may **not** compete on a Junior team. Only Senior age members can compete on Senior teams since members must meet age criteria to advance to State Roundup.

CERTIFICATION

Participants must be certified by their county Extension agent as one of the top three (3) scoring individuals/teams for each contest in order to compete at District Roundup.

ELIGIBILITY

All contestants must be enrolled in 4-H and actively participating as a 4-H member. Team members must have competed as a complete entry at the county level to be eligible for the district contest.

The top three (3) entries (team/individual) per age division from each county may participate in any contest at District Roundup.

SENIOR 4-H members are the only age division eligible to qualify for Texas 4-H Roundup. The following number of entries will qualify for Texas 4-H Roundup.

Consumer Decision Making

1st, 2nd, & 3rd place teams; 1st-3rd high point individuals (as long as not part of top 3 team)

Duds to Dazzle	Top 3 teams per district
Educational Presentations	1 st , 2 nd , and 3 rd place from each category
Fashion Show	1 st place in each category
Fashion Storyboard	1 st , 2 nd & 3 rd place from each category
Food Challenge	1 st place from each category
Food Show	1 st place from each category
Leaders 4 Life Skill-A-Thon	1 st , 2 nd , and 3 rd place teams
Quiz Bowls	1 st , 2 nd , and 3 rd place from each category
Share-The-Fun	1 st and 2 nd place from each category

SENIORS ONLY –

Please note the Texas 4-H Roundup rule change: 4-H members **MAY** enter the same category in which they have previously been part of a first place entry at Texas 4-H Roundup; including the category in which they won first.

According to the Texas Education Code, a 4-H member must be deemed “eligible” to compete in an event that takes place on a Saturday.

All 4-H youth, including youth in public, private, and/or home school must adhere to the following guidelines regarding extracurricular activities and academic eligibility:

Complete a “Declaration of Eligibility Form”

Or

Name of 4-H'er must appear on a list of eligible students to participate in a specific extracurricular activity signed by the school principal or designee.

If a 4-H member is ineligible for a 4-H competitive event, the agent must notify the 4-H member, their parents, and the district office, by letter, of this situation. If the parent has any questions, he/she should be referred to the school administrator.

CONTEST REGISTRATION

Participants will be **REQUIRED** to register for all contests on 4-H CONNECT (on-line registration system). The registration will be open from 12:00 a.m. on February 15 through 12:00 midnight on March 15, 2019. 4-H members may submit an entry at any time during this registration period. **Late registration will be allowed from March 16 through March 29 for an additional late registration fee of \$25.00.**

All entries on 4-H CONNECT must be certified by the respective county Extension agent within two (2) business days following the registration deadline. It is important to be aware that registration will close at midnight on March 29 and will NOT re-open.

PLEASE DO NOT WAIT UNTIL THE LAST MINUTE TO REGISTER.

ENTRY FEE

A one-time contest management fee of \$15 will be charged per individual. The management fee will include a t-shirt or souvenir for each participant. Each contest will have a \$5 registration fee. An additional late registration fee of \$25 will be added from March 16 – March 29, 2019.

No refunds will be given for any reason.

AMERICANS WITH DISABILITIES ACT

Individuals who require an auxiliary service or accommodation in order to participate need to contact the District 11 Office at 361-265-9203 no later than April 1, 2019 in order for proper arrangements to be made.

JUDGE RECRUITMENT

Each county is required to submit the names and addresses of a minimum of THREE (3) qualified individuals that are available to serve as judges. This will be done on the Judges Recruitment Form. Please submit only names of adult leaders or mature 4-H members who have agreed to serve as judges and who will be present for the orientation. County Extension agents are also assigned to attend this event and serve as a judge where assigned. Assignments will be sent shortly after the March 15 registration deadline.

NUMBER OF CONTESTS

Intermediate and Senior members may only compete in one “Tuesday” contest, one “Wednesday” contest and one “Thursday” contest (see list below) at Texas 4-H Roundup.

** Exception: Share-The-Fun participants may compete in one Wednesday competition and one Thursday competition.**

Tuesday Contests

- Quiz Bowls
- Fashion Show
- Trashion Show
- Fashion Storyboard
- Leaders 4 Life
- Skill-A-Thon
- Ag Product ID

Wednesday Contests

- Judging Contests
- Food Challenge
- Share-The-Fun
 - Choreographed Routines
 - Dramedy
 - Poetry/Prose
 - Vocal
- Consumer Decision Making

Thursday Contests

- Food Show
- Public Speaking
- Discover Scientific Method
- Poster Competition
- Educational Presentations
- Duds to Dazzle
- Share-The-Fun
 - Celebrate 4-H
 - Musical/Instrumental
 - Solo/Band Performance

PERFORMANCE ORDER

There will be no assigned order of performance for all Roundup contests. However, if a 4-H member is involved in another 4-H contest during Roundup, he/she needs to notify both contest superintendents and make arrangements to perform first in one contest in order to go to the other contest.

PHOTOGRAPHS AND VIDEOTAPING

Photography and videotaping equipment are not allowed in contest rooms and/or facilities unless used as props in a presentation. Contest superintendents will take up and hold all photography and videotaping equipment found in contest rooms until completion of the contest.

TECHNOLOGICAL DISTRACTIONS

Beezers, cellular phones, laser pointers and PDA's, etc., may be disruptive to the presenter or judges and are strictly forbidden in all contest rooms or facilities. Please make sure all items are turned OFF during the contest. No recording of any presentation or act will be permitted by anyone.

PROPS

No firearms, weapons, fireworks or live ammunition are allowed to be used in any District Roundup contest. However, posters and pictures of such items are allowed. This rule also applies to the Shooting Sports Educational Presentation contest.

RESULTS/AWARDS

Results will be announced, and awards presented, in the individual contest rooms, immediately following judging and tabulation of results. Once announced, all results are final.

SUBSTITUTIONS

Only the 4-H members and the number of 4-H members who qualify at district, qualify for state. Substitutions should be used **only as a means of keeping a team active** when members have been forced to drop out for unexpected reasons (i.e. major illness, death). Substituting for the purpose of having one or more team members compete in another contest is not an unexpected reason and is unacceptable. Any substitutions **MUST** be approved through the District Office.

PRIOR COMPETITION:

Effective September 1, 2013:

A change is being implemented to allow most state winning teams and individuals the opportunity to come back and participate in state events and contests after winning 1st place (as an individual or member of a team). This includes some judging contests, recordbook judging, fashion show, food challenge, shooting sports, and others. The current rule that restricts youth from participating in the same category will also be revoked. Examples of this include: Fashion Show, Food Show, and Share-the-Fun. Youth will have the opportunity to participate in the same category after winning state the previous year.

****ALL STATE ROUNDUP RULES WILL SUPERCEDE DISTRICT RULES****

CONSUMER DECISION MAKING CONTEST

Information & Guidelines

EVENT INFORMATION

The Consumer Decision Making Contest is a competitive event that enables 4-H members to practice making decisions based on information about a situation and four available marketplace options. This contest is an opportunity to practice marketplace skills and compare decisions with a panel of judges who are knowledgeable about today's marketplace and the goods and services available.

The 2018-2019 District 11 Consumer Decision Making Contest will be held at the District 11 4-H Spring Spectacular on April 13, 2019 at Victoria College Emerging Technology Complex. A full schedule will be released with Spectacular information.

CONTEST OBJECTIVES

As a result of participating in the Consumer Decision making Contest, 4-H members will:

- Demonstrate skill in making decisions based on facts;
- Apply knowledge and experience in consumer education by analyzing consumer situations;
- Experience making choices among selected marketplace options;
- Develop and strengthen their reasoning ability in consumer skills;
- Demonstrate their ability to organize thoughts and express them orally in a clear, confident manner.

ELIGIBILITY

No limit is set for team entries per age division from each county participating in the District Consumer Decision Making (CDM) Contest. If a county does not have a team entering the CDM contest, the county may send one or two individual contestants for that age division. Three individuals in the same age division must be declared as a team.

TEAM COMPOSITE

A Consumer Decision Making Team is made up of three (3) to four (4) members. All team members must be enrolled in 4-H and actively participating as a 4-H member. Team designations will be made upon arrival at the contest.

STATE QUALIFIERS (SENIORS ONLY)

Senior 4-H members are the only age division eligible to qualify for Texas 4-H Roundup. To be eligible for state participation, 4-H'ers must participate at the district competition. The teams and individuals that place first, second and third at district will be eligible to compete at Texas 4-H Roundup in June.

TEAM AND HIGH POINT INDIVIDUALS

The three high scoring individuals in the district contest may participate in the state contest, as individuals, if (and only if) their team does not advance to Texas 4-H Roundup. To further clarify, if the three high point individuals at the district contest are members of the first, second or third place teams, no individual entries will be accepted from the district. A 4-H member can only advance as an individual if the team does not!

CONTEST CATEGORIES

In order to prepare for the contest, 4-H members should refer to the 2018-2019 4-H Consumer Decision Making Guides. These study guides and additional resources are available on the web at:

<https://texas4-h.tamu.edu/events/roundup/>

The following study guides are available on the Texas 4-H Consumer Decision Making Study Guide. Classes will be chosen from the following lists for all age divisions for District 11 Contests.

- Athletic Shoes
- Activewear
- Sunglasses
- Handsfree Bluetooth Car Kits
- Computers
- Digital Cameras
- Fast Food Meals
- Cookware
- Outdoor Equipment
- Outdoor Backpacks

CONTEST PROCEDURE

Pre-Contest:

- Participant orientation will be conducted. Following participant orientation, contestants will be divided into judging groups according to contestant numbers. Contestants will remain in these groups throughout the judging of classes, rotating through six classes and two rest periods. Contestants must remain with assigned group throughout the entire contest, including the study period prior to oral reasons presentation.
- Non-participants will be asked to leave the contest area following orientation.

Judging of Classes:

- As contestants gather around the class table to be judged, each must face away from the table keeping his/her back to the table until instructed by the timer to start judging.
- Each group will get seven (7) minutes to judge each class. A two minute warning will be given prior to time. At the end of the seven minutes, participants should face away from the table.
- One minute is allowed for each group to rotate to the next class.
- To indicate the ranking of items in each class, contestants should very carefully fill in the appropriate bubble which appears next to the appropriate placing on the Scantron. No Scantrons will be returned for corrections to be made and/or if the Scantron is completed incorrectly.
- Contestants may handle products in each judging class unless announced otherwise. However, the products must be handled carefully so that the quality will not be changed or the labels removed.
- No talking is permitted, and contestants may not leave the room while the contest is in progress. Contestants will be given one warning for talking. Thereafter, points will be deducted from the placing score, two (2) points for each reprimand.

Reasons:

- Juniors will NOT give oral reasons.
- Intermediates are required to give oral reasons on one class.
- Seniors are required to give oral reasons on two classes.
- Reasons will be given in the scheduled order approximately 15 minutes after all classes have been judged.
- Two minutes are allowed for each set of reasons. Because some contestants may not take all of the allocated time for giving reasons, the next scheduled contestant should be ready as soon as the room monitor signals that the judges are ready.

- During the two rest periods of class judging, participants may begin preparing for oral reasons.
- Intermediate contestants may use a reason note card while giving oral reasons to judges but should only refer to the card when necessary.
- Seniors may not use a reason note card while giving oral reasons to judges. If so, scoring for oral reasons will begin at 30 points (instead of 50).
- Contestants who are waiting to give oral reasons must remain in the assigned study room/area. No talking is permitted, and quiet is required so that all contestants can concentrate.
- Upon completion of judging and giving all required oral reasons, contestants may be excused from the site.
- Contestants who leave the contest site before give all oral reasons will receive a score of zero (0) for reasons.

AWARDS

Awards will be presented upon completion of tabulation.

All members of 1st place teams in each age division will receive a plaque or similar award.

All members of teams placing 2nd through 5th in each age division will receive a rosette. Additional placings may receive rosettes if they are available.

High point individuals in each age division will receive a plaque or similar award.

Individuals placing 2nd through 5th in each age division will receive a rosette. Additional placings may receive rosettes if they are available.

DUDS TO DAZZLE FASHION & INTERIOR DESIGN COMPETITION

Information & Guidelines

In the Texas 4-H Youth Development Program, 4-H members participate in the Fashion & Interior Design project to become knowledgeable in a multitude of concentrated skills including, but not limited to, design, construction and consumer buying. The Texas 4-H Duds to Dazzle qualifying competition has taken another step in expanding the learning experience by “going green” through the introduction of eco-fashion.

OBJECTIVES

- Allow participants to exhibit knowledge and skills gained through their 4-H Fashion & Interior Design project by designing, constructing, and presenting a finished product.
- Allow participants learning opportunities.
- Promote teamwork.
- Help 4-H’ers gain experience in public speaking.
- Provide leadership opportunities for young people.
- Assist youth in gaining an appreciation for recycling textiles so that they do not end up in the waste stream.

PARTICIPANT RULES (COUNTY/DISTRICT LEVEL)

Note: *These rules may be modified to accommodate the needs of a county/district level contest. Therefore, be sure to obtain the current year’s rules for your county/district event.*

1. *Participation.* Participants must be 4-H members currently enrolled in a Texas 4-H Youth Development county program and actively participating in the Fashion & Interior Design project.
2. *Eligibility.* Youth may participate in 4-H from September 1st of grade three through August 31st following completion of grade twelve, with these age restrictions:

Minimum age - 8 (in addition to being in the 3rd grade)
Maximum age - 18 (as of August 31, 2018)

Junior Division: Grades 3, 4 and 5
Intermediate Division: Grades 6, 7 and 8
Senior Division: Grades 9,10,11 and 12
3. *Teams per county.* Each county may enter a maximum of three junior and/or intermediate teams, and a maximum of three senior teams (district rule).
4. *Members per team.* Each team will have at least three and no more than five members. Junior/intermediate teams may include members in different age divisions. See rule #2. Senior teams may not include members of different age divisions.
5. *Substitution of team members.* Substitution of team members should be made only if necessary. Only the same number of 4-H members qualifying at the county level will be eligible to participate at the district level. No more than two team members may be substituted, up to the day of competition.
6. *Entry fee.* Each team may be required to pay a registration fee to cover the cost of materials

for the contest. The fee will be determined by the committee.

7. *Design categories.* There will be three categories in each age division: Wearable, Accessory/Jewelry, and Non-wearable. Teams will be randomly assigned to a category, but assignments will not be announced until check-in on the day of contest.
 - a. Wearable is clothing that is suitable to be worn by people or pets. Ex: shirt, coat, vest, dress, costume, leggings, swimsuit cover, etc.
 - b. Accessory/Jewelry is an article or set of articles that can be added to an outfit to make it more useful, versatile, or attractive. Ex: apron, earrings, purse, headband, hat, belt, necklace, etc.
 - c. Non-wearable is an item that is not suitable to be worn. Ex: pillow, towel, jewelry pouch, cellphone or iPad case, stuffed animal, doll clothes, Christmas stocking, etc.
8. *Attire.* Each team will have the option to wear coordinating clothing appropriate for construction and the team presentation. A team name is acceptable.
9. *Resource materials.* A *Planning and Presentation Worksheet* will be provided for each team at the contest. No other resource materials will be allowed. The following resources are available for teams to use in preparation for competition: *Unraveling the Mystery of Design Elements and Principles in Clothing, Laundry on Your Own, Hand Stitching, Pricing Tips and Tricks, Safety Guide, and Simple Seaming Techniques.*
10. *Sewing kit.* Each team must supply their own equipment for the competition. A team can choose not to include a listed item, but no additional item can be added. Kits will be checked by contest officials as teams check in for the contest. Any extra equipment will be confiscated, and the team may be disqualified. See next page for list.
11. *Awards.* County/District awards will be determined by the committee.
12. *Participants with disabilities.* Any competitor who requires auxiliary aids or special accommodations must contact the County/District Extension office at least two weeks before the competition.

Duds to Dazzle Sewing Kit

Each team will bring a sewing kit containing only one each of the following items, unless a different quantity is noted. A team can choose not to include a listed item, but no additional item can be added. A team may organize their kit by utilizing a storage container of choice.

<input type="checkbox"/>	1" foam paint brush (max. of 3)	<input type="checkbox"/>	1" hook and eye closer
<input type="checkbox"/>	3" x 5" or 4" x 6" note cards (1 pkg.)	<input type="checkbox"/>	3-in-1 beading tool
<input type="checkbox"/>	Bobbins	<input type="checkbox"/>	Calculator
<input type="checkbox"/>	Clear gridded ruler	<input type="checkbox"/>	E-6000 glue adhesive
<input type="checkbox"/>	Elastic (1/2" and 1"; 1 pkg. each)	<input type="checkbox"/>	Extension cord
<input type="checkbox"/>	Fabric markers (box of 10 or less)	<input type="checkbox"/>	Fabric marking pens/pencils (max. of 2)
<input type="checkbox"/>	Water bottle (max. of 16 oz.)	<input type="checkbox"/>	First aid kit
<input type="checkbox"/>	Storage bags-Gallon/quart (1 box each)	<input type="checkbox"/>	Hand sewing needles (assortment)
<input type="checkbox"/>	Hot glue gun & glue sticks (1 pkg.)	<input type="checkbox"/>	Iron
<input type="checkbox"/>	Manual pencil sharpener	<input type="checkbox"/>	Mod podge (max. of 16 oz.)
<input type="checkbox"/>	No-sew adhesive tape (max. of 10 yds.)	<input type="checkbox"/>	Paper plates (max.25)
<input type="checkbox"/>	Paper towels (1 roll)	<input type="checkbox"/>	Pencils/pens (max. 5 each)
<input type="checkbox"/>	Pin cushion	<input type="checkbox"/>	Power strip
<input type="checkbox"/>	Presser feet (max. of 5)	<input type="checkbox"/>	Rotary cutter (with blade cover)
<input type="checkbox"/>	Rotary cutter gloves (1 pair)	<input type="checkbox"/>	Safety pins (1 pkg. assortment)
<input type="checkbox"/>	Seam gauge	<input type="checkbox"/>	Seam ripper (max. 5)
<input type="checkbox"/>	Self-adhesive Velcro fastener (1 pkg.)	<input type="checkbox"/>	Self- healing cutting mat
<input type="checkbox"/>	Sewing machine (standard, no Serger)	<input type="checkbox"/>	Sewing machine manual
<input type="checkbox"/>	Sewing machine needles (variety)	<input type="checkbox"/>	Sew-on Velcro fastener (1 pkg.)
<input type="checkbox"/>	Shears/scissors (max. of 5)	<input type="checkbox"/>	Sketchbook
<input type="checkbox"/>	Straight pins (1 package)	<input type="checkbox"/>	Tabletop ironing mat or board
<input type="checkbox"/>	Tape measure (max. 5)	<input type="checkbox"/>	Thimble (max. of 5)
<input type="checkbox"/>	Thread (max. of 12 spools)	<input type="checkbox"/>	Timer or stopwatch
<input type="checkbox"/>	Trash bags (1 box of 13-gal.)	<input type="checkbox"/>	

RULES OF PLAY

1. Teams will report to the designated location for check-in.
2. An orientation will be provided for all participants.
3. Each team will be directed to a construction station. There will be collections of materials at each station, but no pattern. The materials must be used to represent a constructed item from one of the following categories: Wearable, Accessory/Jewelry, or Non-wearable.
4. A textile, worksheet, and any necessary additional instructions will be located at each station to assist the team.
5. Each team will have 60 minutes to construct an item, plan a presentation, and clean up the construction area.
6. Only participants and contest officials will be allowed in construction areas.
7. Teams that may experience any equipment malfunction(s) may not replace the equipment with supplies from another team, volunteers, County Extension Agents, or contest officials. Instead, team members must work together and be creative in completing construction without the malfunctioning equipment.
8. Each team will be provided with a startup textile item(s) for their assigned category, and will create a garment/item using them. Each category may be provided the same textile, or each category may receive a separate original item. *Clarification: at contest, all teams competing in Wearable may receive a men's button-down dress shirt; each team competing in Accessory/Jewelry get 5 silk neck ties; and the teams entered in the Non-wearable category are given table runners. Or, every team competing in Duds to Dazzle is provided with an adult-sized t-shirt to refurbish. The choice is at the discretion of the contest officials.*
9. Teams are challenged with being creative in developing an original product with the materials provided.
 - a. Teams must incorporate each material into the product. However, teams may determine the exact amount of each material to use, keeping in mind that a minimum of 50% of the final product must include the initial material(s). *Clarification: if the category is Accessory/Jewelry, and the team is provided a cloth shower curtain as the original item to be refurbished, they do not have to use 50% of the shower curtain. If you choose to make a purse from the shower curtain, you do not need to use 50% of the shower curtain; however, a minimum of 50% of the finished purse must be comprised of the curtain.*
 - b. Teams will have access to a "closet" of additional materials that may be incorporated into their products. The number of additional materials a team may get will be determined by contest officials and announced during participant orientation.
 - c. The sketch book, note cards, and worksheet may be used to prepare for construction of the item and the team's presentation. Teams should be exact on materials utilized, construction steps, techniques used, etc.
10. When time is called, each team will present their item, according to the criteria on the score card, to a panel of at least two judges. A team can display the final product to the judges as they choose: model, hold, or place on the table.
 - a. All team members must participate in the presentation, with at least three of them having a speaking role.
 - b. Judging time will include:

- i. 5 minutes for the presentation
 - ii. 3 minutes for judges' questions
 - iii. 4 minutes between team presentations for judges to score and write comments
 - c. Teams are allowed the use of note cards during the presentation but should not read from them, as this minimizes the effectiveness of their communication.
 - d. Judges may ask teams questions that are not directly related to the item constructed during the contest. Instead, some questions may address the general knowledge gained through the 4-H members' Fashion & Interior Design project learning experiences.
 - e. No talking or writing is allowed among any team members while waiting to give the team presentation. Team members caught talking and/or writing will receive a warning. The second time, the team will be disqualified and asked to leave the contest facility. Team members should not have pens or pencils in their possession while waiting to give their presentation.
11. Teams must clean their construction areas. Clean-up time is included in the 60-minute construction allotment. Only "hot" items will be allowed to remain in the construction area, such as an iron or glue gun.
 12. It is at the discretion of the contest officials if finished products will remain, or if teams may take.
 13. Placing will be based on ranking of teams by judges. Judges' results are final.
 14. An awards program will be held after the judging process.

4-H DUDS TO DAZZLE CLOTHING & TEXTILE COMPETITION RESOURCES

In preparation for the Duds to Dazzle Clothing & Textile Competition, participants may choose to study the following resources:

- Duds to Dazzle Explore Curriculum
- Laundry on Your Own
- Unraveling the Mystery of Design Elements and Principles in Clothing (4H 313) – Iowa State University Extension
- Hand Stitching (15.105). SEW-lotions Guidelines, Your Guide to Successful Sewing
- Simple Seaming Techniques (11.110). SEW-lotions Guidelines, Your Guide to Successful Sewing
- Pricing Tips and Tricks
- Safety Guide

These resources and additional information regarding the Duds to Dazzle Clothing & Textile Competition can be found on the Texas 4-H website at: <https://texas4-h.tamu.edu/projects/clothing-textiles/>.

EDUCATIONAL PRESENTATION CONTEST

Information & Guidelines

Educational Presentation Contests can be entered as an individual or teams of (2) members. Educational presentations consist of method demonstrations or illustrated talks.

The following is a list of Educational Presentation Contests that will be held at District 11 4-H Roundup. For a description of each contest, please refer to the Texas 4-H Roundup Guide.

- **Agricultural Technology & Farm Safety**
- **Animal Science**
- **Beef**
- **Horse**
- **Health & Wellness**
- **Open - Agriculture & Natural Resources**
- **Open - Family & Consumer Sciences**
- **Open**
- **Promote 4-H**
- **Safety & Injury Prevention**

TOPIC SUBJECT

Subjects in educational presentations should address emerging or current issues in each of the contest areas. Some contests provide a suggested list of topics that the presentation can cover, along with a resource list, that is available in the Texas 4-H Roundup Guide. Contestants are encouraged to research these emerging and/or current issues to develop current and new presentations.

ACCURACY OF INFORMATION/RESOURCES

When the internet is used in preparation of an education presentation, it is important that 4-H members must know the difference between research and non-research based information. Contestants are required to use information that is factual and can be supported through adequate documentation. Examples of such websites are federal, state, and local governments, independent research sites, and Texas AgriLife Extension Service websites. Internet information that is questionable includes personal documentation sites, chat rooms, message boards, etc. 4-H members should prepare a list of references (i.e. bibliography, references) for their presentation.

SUBJECT MATTER

The skills and knowledge used in any 4-H contest should be the result of experiences in a project in which the member has participated. A presentation should relate to the contest entered, should contain information and should not be more suited for another contest. It should be appropriate for the 4-H member's age and experience. Appropriate credit should be given for references used.

TIME LIMITS

A time limit of 12 minutes will be allowed for each educational presentation. An additional nine (9) minutes will be provided for on-stage arrangements and cleanup in connection with the presentation. A penalty of two points per minute, or partial minute, overtime will be deducted from the final score. Adults are permitted to assist the 4-H members with the on-stage arrangements and cleanup.

VISUALS

The use of charts, photographs, computer graphics/programs and other visual materials are permitted. Visuals should contribute to the presentation. Each presentation is an example of the participant's ability to communicate an idea. Participants will be expected to provide all materials used including projection screens, extension cords, computers, projectors, easels, etc.

VIDEO, AUDIO, AND DISPLAY EQUIPMENT FOR DISTRICT

Participants are responsible for all video and audio equipment used in a contest. Set up of the equipment will be included in the set-up and take-down time of the participants. Video and audio equipment includes: computers, video projectors, extension cords, viewing screens, compact disc players, easels, etc. Adults are allowed to assist with the set-up of computer equipment (i.e. setting up computer, screen, extension cords, etc.) and must remain in the nine (9) minutes time requirement for set-up and take-down.

FOR STATE: Laptops, screens, extension cords and projectors will be provided.

JUDGES' QUESTIONS

Judges and/or Superintendents may ask contestants questions at the end of the presentation. This will be done on the judge's time. Only official judges and superintendents may ask questions of the contestants, not other 4-H members and/or leaders.

JUDGES GIFTS/HANDOUTS

Gifts of any kind may not be presented to the judges in any contest. Handouts may be available to the entire audience.

SCORECARDS

4-H Educational Presentation Score Sheet (4-H 3-5.041 - Revised August 2005) will be used by contest judges in scoring educational presentations regardless of presentation style (method demonstration, illustrated talk, etc.). Separate scorecards are used in the Public Speaking and Share-The-Fun Contests. All scoresheets are available on the Texas 4-H and Youth Development publication website.

FASHION SHOW & STORYBOARD CONTEST

Information & Guidelines

FASHION SHOW EVENT INFORMATION

The 4-H Fashion Show is an optional activity open to all 4-H members who have completed a clothing project and competed and placed in the top three in the county Fashion Show competition. The purpose of the following requirements is to provide as fair an opportunity as possible for participation by as many outstanding 4-H members as possible. The requirements given below apply to all 4-H members who plan to participate in the district contest. Failure to comply with the requirements will result in disqualification or penalty deductions from the final score.

OBJECTIVES

To recognize 4-H members who have excelled in clothing projects and exhibit skills in the following:

- Application of knowledge of fibers and fabrics to wardrobe selection.
- Clothing construction or comparison shopping.
- Fashion interpretation and understanding of style.
- Good grooming and poise.
- Modeling and presentation of themselves and their garments.

CERTIFICATION

Participants must be certified by their county Extension agent as the top 3 scoring individuals in each of the eight entry categories in the junior, intermediate or senior division of the County 4-H Fashion Show for district participation. Each county has the possibility of having 72 contestants compete in the District 4-H Fashion Show.

To further clarify, the following contestants from each county will be eligible to enter the District Fashion Show.

Construction Division:

- 12 Seniors: Top 3 scoring individuals from each of the four categories
- 12 Intermediates: Top 3 scoring individuals from each of the four categories
- 12 Juniors: Top 3 scoring individuals from each of the four categories

Buying Division:

- 12 Seniors: Top 3 scoring individuals from each of the four categories
- 12 Intermediates: Top 3 scoring individuals from each of the four categories
- 12 Juniors: Top 3 scoring individuals from each of the four categories

ELIGIBILITY

All contestants must be enrolled in 4-H and actively participating as a 4-H member. The 4-H member must also be actively participating in the 4-H clothing and textiles project during the 2018-2019 4-H year. All garments to be judged must have been purchased or constructed during participation in a 4-H clothing project between June 15, 2018 and the District 4-H Fashion Show.

According to the Texas Education Code, a 4-H member must be deemed “eligible” to compete in an event that takes place on a Saturday.

All 4-H youth, including youth in public, private, and/or home school must adhere to the following guidelines regarding extracurricular activities and academic eligibility:

Complete a Declaration of Eligibility Form

or

Name of 4-Her must appear on a list of eligible students to participate in a specific extracurricular activity signed by the school principal or designee.

If a 4-H member is ineligible for a 4-H competitive event, the agent must notify the 4-H member, his/her parents, and the district office, by letter, of this situation. If the parent has any questions, he/she should be referred to the school administrator.

DIVISIONS

The Fashion Show has two divisions: buying and construction.

A 4-H member may enter only one Fashion Show category in only one division.

A 4-H member must choose a division at the county level and compete in that division at all levels. The entry worn at the district contest must be the one worn at the county contest. Accessories such as shoes, jewelry, hat, gloves, and scarves may be changed until the time that the Division Worksheet has to be submitted to the District Office.

All garment entries must be worn during judging. Garments worn must make a complete ensemble and must ordinarily be worn together. Only garments and accessories worn during judging can be worn during the public fashion show. No additional garments may be carried, with the exception of props (i.e. show stick, tennis racket, golf club, teddy bear).

BUYING DIVISION GUIDELINES

In the Buying Division, comparison shopping may include department stores, boutiques or specialty stores, mail order catalogs, outlet stores, re-sale shops, and professional seamstresses.

All garments worn (garments that are visible, i.e. blouse under jumper) during the interview process must be included in the buying worksheet. Information from the worksheet will be evaluated by a panel of judges, so the worksheet needs to be complete. Judges will ask questions about the garments and the comparison shopping experience.

CONSTRUCTION DIVISION GUIDELINES

Garments may be constructed by sewing, knitting, or crocheting using new or recycled materials. Accessories may be purchased.

Juniors & Intermediates: It is not necessary to construct all garments worn during the contest. For example, a 4-H member may construct a skirt and purchase a blouse to wear with it. Only the skirt will be judged on construction, and the blouse will be judged as an accessory. Enter the appropriate information on the Construction Division Worksheet. Information from the worksheet will be evaluated during the judging so the worksheet must be complete.

Seniors: All garments worn (garments that are visible, i.e. blouse under jumper) during the interview process must be constructed. Accessories may be purchased.

JUNIOR AND INTERMEDIATE CATEGORY DESCRIPTIONS

CONSTRUCTION CATEGORY DESCRIPTION (JR/INT)

Everyday Living	Includes casual sportswear, weekend-wear, sleepwear, clothing for school, casual after-school events, or hanging out with friends
ReFashion	The result of modifying existing clothing or fabric item (such as table cloth or curtain) into something more fashionable. The main purpose of ReFashion is creativity, as well as sewing skills. The member designs and sews a wearable garment from previously used garments or fabric item. The completed garment is different from its original use, not just an alteration. (Examples: neck ties sewn together to form a skirt or taking old t-shirts and making them into a skirt)
Dressy	For ensembles work to dressy activities such as dinner dates, theater, banquets, and job/scholarship interviews. Examples are men's and women's suits, dressy dresses, and dressy coats.
Special Interest	Garment intended for use as a costume, which would include stage production. May be sewn from fabric or from another garment. These garments may be unusual or innovative materials; imaginative but wearable.

BUYING CATEGORY DESCRIPTION (JR/INT)

Everyday Living	Includes casual sportswear, weekend-wear, sleepwear, clothing for school, casual after-school events, or hanging out with friends
Fantastic Fashions under \$25	This category is designed to expand the 4-H member's shopping experience to include different shopping venues. Outfits must be purchased at a garage sale, consignment store, Goodwill, Salvation Army, or other retail business. Receipts are required for everything that is visible during the interview, except shoes. Receipts for garage sales can be handwritten. This includes jewelry and accessories. Do not need to account for sales tax.
Dressy	For ensembles work to dressy activities such as dinner dates, theater, banquets, and job/scholarship interviews. Examples are men's and women's suits, dressy dresses, and dressy coats.
Special Interest	Entry should be a specific outfit that you NEED to know how to purchase wisely. Entry should be something that reflects a special interest of the participant, such as equestrian clothing and riding apparel, dance costumes, hiking clothing, or rock climbing clothing.

SENIOR CATEGORY DESCRIPTIONS

Note: It is the responsibility of the 4-H member and parent that a garment is entered in the appropriate category. Participants should consult with their county Extension agent and project leader when selecting the appropriate category for a garment. The appropriate garment category should be determined by the style, fabric, and use of the garment.

CONSTRUCTION CATEGORY DESCRIPTION (SENIOR ONLY)

Everyday Living	Includes casual sportswear, weekend-wear, sleepwear, clothing for school, casual after-school events, or hanging out with friends
ReFashion	The result of modifying existing clothing or fabric item (such as table cloth or curtain) into something more fashionable. The main purpose of ReFashion is creativity, as well as sewing skills. The member designs and sews a wearable garment from previously used garments or fabric item. The completed garment is different from its original use, not just an alteration. (Examples: neck ties sewn together to form a skirt or taking old t-shirts and making them into a skirt)
Semi-Formal to Formal	Entry must be designed for semi-formal to formal occasions and made from fabrics intended for the same. Original material must be fabric and not from recycled items.
Theatre/Costume	Garment intended for use as a costume, which would include stage production. May be sewn from fabric or from another garment. These garments may be unusual or innovative materials; imaginative but wearable.

BUYING CATEGORY DESCRIPTION (SENIOR ONLY)

Business/Interview Attire	Entry should be an outfit you would wear for a job interview, scholarship interview, job fair, or other professional event. 1. Professional – This is a more traditional, conservative approach (e.g., business suit or blazer, tie and dress slacks for men; business suit, pantsuit, or jacket and dress for women) and may vary by employer or industry. 2. Business Casual – This trend is more relaxed and comfortable but demonstrates good judgment in choices and displays a neat appearance (e.g., polo shirt, shirt with a collar or sweater, khakis or other slacks, dress or casual leather shoes for men and women; moderate length dress or skirt for women).
Fantastic Fashions under \$25	This category is designed to expand the 4-H member’s shopping experience to include different shopping venues. Outfits must be purchased at a garage sale, consignment store, Goodwill, Salvation Army, or other retail business. Receipts are required for everything that is visible during the interview, except shoes. Receipts for garage sales can be handwritten. This includes jewelry and accessories. Do not need to account for sales tax.
Semi-Formal to Formal	Entry must be designed for semi-formal to formal occasions and made from fabrics intended for the same. This includes men’s suits and tuxedos and women’s dressy dresses, formal gowns, wedding dresses, and bridesmaid dresses.
Special Interest	Entry should be a specific outfit that you NEED to know how to purchase wisely. Entry should be something that reflects a special interest of the participant, such as equestrian clothing and riding apparel, dance costumes, hiking clothing, or rock climbing clothing.

REQUIRED ENTRY MATERIALS

Documents will be uploaded in PDF format into 4-H Connect at time of entry.

All contestants must have the following entry materials uploaded on 4-H Connect:

- Seniors: 2019 **Texas 4-H** Fashion Show Entry Form (State Roundup Form)
- Intermediates: 2019 **D11 4-H** Fashion Show Entry Form
- Juniors: 2019 **D11 4-H** Fashion Show Entry Form

COMMENTARIES

All 4-H **Fashion Show Contestants (not Storyboard)** will be required to submit a commentary to be read during the Style Show. Each contestant will be required to enter a commentary when registering on 4-H CONNECT. The commentary will be limited to four items of information:

1. Name
2. County
3. Category
4. One thing 4-H member learned in the Clothing & Textiles Project (limited to one sentence).

NOTE: Please type the commentary as it is to be read during the style show. Entries will not be accepted if commentary is not included or complete (limit of 150 words).

Example Commentary:

"It's the 4th of July for Mary Jane Smith every time she wears this patriotic suit. And she has a right to celebrate! The jaunty jacket sports shiny star buttons on the roaring red wool. And what a great idea! The scraps from the jacket turn into patch pockets on the military blue dress. Mary Jane has six years of 4-H sewing, but always finds a new challenge. She made this suit during a thunderstorm, finishing just before the electricity went off. Can you imagine how great the outfit will be at UCLA, where Mary Jane will be a freshman this fall?"

COUNTY DEADLINES

Counties may set individual deadlines as needed. However, all counties and participants are required to adhere to the district deadline. Therefore, it is important that counties conduct their County 4-H Fashion Show accordingly to allow for district entries to be submitted on time.

JUDGING PROCESS

Contestants will be called to line up prior to going into the judging room. Each contestant will be escorted into the appropriate judging room by a leader. To start the interview, each participant will introduce him-/herself to the judges with his/her name and county. At this time, the 4-H member may also briefly model for the judges, so they may view the garment being judged from all angles. Presentations are **not permitted** during the interview process.

Judges will evaluate each participant for a maximum of seven (7) minutes. During the interview process, judges will ask the participant questions related to the garment constructed and/or purchased. There are no sample questions for contestants to study and/or memorize in preparation for the interview. Instead, questions will be based on the criteria on the scoresheet appropriate for each age division, and contestants should be prepared to answer questions based on the following:

- Knowledge of fiber and fabric characteristics, uses, and care
- Identification of fiber source, generic name, and characteristics
- Identification of fabric weave or knit, fabric type, and fabric characteristics
- Knowledge of garment care
- Ability to evaluate garment quality and apply knowledge
- Special techniques/sewing methods used in construction of garment
- Garment selected and division eligibility requirements
- Appearance, fit, and fashion ability
- Accessory selection
- Knowledge and skills learned in clothing and textiles project and shared with others

If judges have completed the interview process before the maximum time allotment, the contestant may be dismissed from the judging area. After the seven minutes interview time is complete, the judges will have three (3) minutes to mark the scorecard and write comments. All judging scores will be totaled by a tabulation committee to determine top three placings in each category.

TIE BREAKER PROCEDURE

If ties should occur, the ties shall be broken using partial scores in the following order.

1. Subtotal Score: Ability to evaluate garment quality and apply knowledge.
2. Subtotal Score: Knowledge of fiber and fabric characteristics, uses, care.
3. Subtotal Score: Appearance, fit, and fashion ability.
4. Single Score: Garment meets the competition eligibility requirements.
5. Single Score: Garment is well made.

6. Single Score: Garment style makes good use of the fiber and fabric characteristics.
7. Single Score: Modeling and presentation skills, poise, and grooming.
8. Single Score: Garment and accessories are fashionable and appropriate.
9. Single Score: Garment is an appropriate fit for the body.

PICTURES

Pictures will be taken of county groups during the judging process, as contestants are waiting to be judged and/or for results to be announced. The pictures will be e-mailed to each county office after the Fashion Show.

AWARDS

Awards will be announced and presented at the conclusion of judging and style show. Plaques or a similar award will be presented to the first place contestants of each category. Second and third place contestants in each category will receive a rosette. Participation ribbons will be awarded to all contestants in the Fashion Show if available.

APPEALS COMMITTEE

Should a discrepancy/problem arise, it shall be remanded to the Appeals Committee for a ruling prior to the conclusion of the contest. All rulings by the Appeals Committee shall be final. The Appeals Committee shall be made up of the Fashion Show Committee, with the District Extension Administrator and 4-H Specialist serving as Ex-officio members (present, not voting).

NATURAL FIBER COMPETITION

SENIORS ONLY!

OBJECTIVES

- To encourage the study, promotion, and use of cotton, wool and mohair, the natural fibers produced in Texas.
- To recognize 4-H members who do outstanding work in a clothing project that includes the study of cotton or wool and mohair.
- To recognize 4-H members who use their knowledge of natural fibers to sew or buy garments or ensembles that contain 60% or more cotton fiber, wool fiber, or wool and mohair fibers.

ELIGIBILITY

The purpose of the following requirements is to provide as fair an opportunity as possible for participation by as many outstanding 4-H members as possible. Failure to comply with the requirements will result in disqualification or penalty deductions from the final score.

1. A 4-H member must be in 9th through 12th grade to be eligible for competition.
2. Participants must complete a 4-H clothing project between June 15, 2018, and the district contest. All garments/ensembles to be judged must have been purchased (renting a garment is not permitted in the buying division) or constructed (construction division) during participation in a 4-H clothing project between June 15, 2018, and the district contest.
3. The Natural Fiber Contest has two categories; cotton and wool/mohair. The entry in the Natural Fiber contest does not have to be the same entry as the Fashion Show Buying or Construction entry. The 4-H member must choose a category at the county level and compete in that category at all levels. The entry worn at the district contest must be the one worn at the state contest. Accessories such as shoes, jewelry, hat, gloves, and scarfs may be changed, but changes must be included on the paperwork. The appropriate garment category should be determined by the style, fabric, and use of the garment. No one may change divisions or categories between district and state contests.

A. COTTON

Each garment entered must contain a minimum of 60% cotton. Knowledge of fiber characteristics, production and end use is required.

B. WOOL/MOHAIR

Each garment entered must contain a minimum of

- 60% wool and 40% other fiber
- 60% mohair and 40% other fiber
- 60% blend of the two fibers and 40% other fiber
- 100% wool/mohair blend is also acceptable.

Knowledge of fiber characteristics, production and end use is required.

4. The garment selected can be constructed or purchased. A complete outfit, except for a blouse or shirt under the garment, is made of the eligible fashion fabric. Example: Jacket and pants made of wool. Shirt or blouse does not need to be made of wool. A full length coat made of eligible fashion fabric. It may be worn over a garment of any fiber content. Lining fabric, interfacing fabric, and trims are not required to meet the fiber content requirements.

REQUIRED ENTRY MATERIALS

Documents will be uploaded in PDF format into 4-H Connect at time of entry.

All contestants must have the following materials uploaded on 4-H Connect:

- Seniors: 2019 **Texas 4-H** Fashion Show Natural Fiber Entry Form (State Roundup Form)
- Intermediates: 2019 **D11 4-H** Fashion Show Natural Fiber Entry Form
- Juniors: 2019 **D11 4-H** Fashion Show Natural Fiber Entry Form

JUDGING CRITERIA

If the Entry Form and Natural Fiber Worksheet do not show that the entry meets the eligibility requirements, the entry will be disqualified.

The contestant's entry form, worksheet, and interview will be used to evaluate knowledge about the fiber's characteristics, uses in apparel, and ability to apply knowledge to the selection process. The contestant will model the garment for evaluation of the appearance, fit, and fashion ability.

The judging process for the Natural Fiber Competition will take place in the same manner as the buying and construction divisions. Please refer to an explanation of this process on page 8.

TIE BREAKER PROCEDURE

If ties should occur, the ties shall be broken using partial score in the following order:

1. Subtotal Score: Knowledge of fiber characteristics and uses
2. Subtotal Score: Ability to apply knowledge
3. Subtotal Score: Appearance, fit, and fashion ability
4. Single Score: Garment is well made and is a good value for its cost

NATURAL FIBER AWARDS

Awards will be announced and presented at the conclusion of judging and the style show. Plaques or other similar awards will be presented to the first place contestants of each category. Second and third place contestants in each category will receive a rosette. Participation ribbons will be awarded to all contestants in the Natural Fiber Competition, if available.

4-H FASHION STORYBOARD

(Replaces Fabric & Fashion Design Contest for all age divisions)

OVERVIEW

The 4-H Fashion Storyboard is an industry-inspired method of displaying original designs. The best storyboards create vivid visual images that are interesting and appealing to viewers. The storyboard “tells the story” of the designer’s idea. The storyboard includes original illustrations and flats, as well as additional materials (such as photos from the Internet or magazines, paper, fabric swatches, patterns, etc.) that have influenced the unique design.

PURPOSE

The purpose of the Fashion Storyboard contest is to give 4-H members an opportunity to create a storyboard of their original design. It also provides the members an opportunity to gain knowledge of the career responsibilities of a fashion designer and illustrator, enhance creativity and originality, and develop visual communication skills.

DESIGN BRIEF

The following design brief serves as the direction for the 2019 Fashion Storyboards. 4-H members should create their Fashion Storyboard around their interpretation of the design brief.

4-H members should create their Fashion Storyboard around their interpretation of the design brief: **Once Upon a Storyboard** *****(updated 1/4/19 Participants may use Once Upon a Storyboard or Once Upon a Time for their title)**. Once upon a time in Texas 4-H, members are challenged to develop a storyboard entry inspired from children’s literature. All genres of children literature may be explored! Whether it is a classic fairytale like “Beauty and the Beast”, a book of poems such as “Where the Sidewalk Ends” by Shel Silverstein, or a famous folklore like “Goldilocks and the Three Bears”, let the pictures on the pages, characters in the story, and words themselves encourage your imagination and creativity to foster an original design.

ELIGIBLE ENTRIES

There is no limit on the number of entries that may be submitted from each county. All contestants must be enrolled in 4-H and actively participating as a 4-H member. The 4-H member must be actively participating in the 4-H clothing and textiles project during the 2018 - 2019 4-H year. All entries must have been constructed/assembled during participation in a 4-H clothing and textiles project between June 15, 2018 and the District Fashion Show.

JUDGING OF ENTRIES

Entering the competition is by submitting the Fashion Storyboard only. There will not be an interview. The Fashion Storyboard entries must be turned into your county office by March 15. Youth do not need to be present for judging. Awards will be handed out at the District 11 Fashion Show.

DISPLAY AND AWARDS

Storyboards will be on display at the District 11 4-H Spring Spectacular on Friday, April 12, 2019. Placing will be announced and awards will be distributed at the District Fashion Show.

Participants are encouraged to attend the event but are not required.

GENERAL RULES

1. **Participation and Level of Competition.** A 4-H member may enter only one storyboard. Contestants advance from county to district. Participation in the Fashion Storyboard competition at Texas 4-H Roundup is for Senior Texas 4-H members who have placed 1st, 2nd, or 3rd in their district contest in each category.
2. **Entry of Storyboard.** Each storyboard must be created by the 4-H member. Fashion Storyboard layouts should include original illustrations and flats, as well as additional materials that have influenced their unique design. 4-H members may choose to manually affix the pieces of their layout to their storyboard, or computer-generated layouts can be printed and affixed to the foam core or mat board. All items need to be securely adhered to the board. It is the 4-H member's responsibility to affix all components of their layout for secure transportation.
3. **Submission of Storyboard.** Entering the competition is by submitting the Fashion Storyboard only. There will not be an interview.
4. **Identification of Storyboard.** The Fashion Storyboard Label must be securely affixed to the back of the storyboard. The label **MUST** be legibly printed or typed and **MUST** be complete, including the answer to the Originality of Design question. The 4-H member should not put his/her name on the front.
5. **Number of garments designed.** Focus on **one** garment/outfit for the storyboard. Contestants may provide up to two (2) variations of the original design.
6. **Categories.** The following is a list of the categories and descriptions. Each storyboard should be entered into one category. A 4-H member may enter only one storyboard.
 - a. **Wearable:** Clothing that can be worn. Includes items such as pants, shorts, skirts, blouses, sweaters, coats, dresses, etc.
 - b. **Accessory:** Includes items such as belts, purses, bags, hats, etc.
 - c. **Jewelry:** Includes necklaces, bracelets, rings, earrings, etc.
 - d. **Pet Clothing:** Includes items that can be worn by a pet or any other animal.
 - e. **Home Décor:** Includes items that are easy to move and make a home visually appealing. Examples are throw pillows, table runner, or wall hanging.
 - f. **Home Furnishings:** Includes items that make a home comfortable for living or working in. Examples are couch, ottoman, chair, tables, desks, beds and the like.
7. **Scoring.** Storyboards will be evaluated based on the 4-H Fashion Storyboard Score Sheet.
8. Each Storyboard must conform to and will be evaluated based on the following, but is not limited to:
 - a. Visual Appeal/Creativity of Storyboard – Storyboards should show evidence of creativity by the 4-H member. The layout of the storyboard should illustrate a theme, mood, or spirit of an idea.
 - i. A good storyboard should have a strong focal point.
 - ii. Placement of the inspirational items should allow the eye to flow across all elements of the board without distracting from the design.
 - iii. “White space” or “blank space” should be kept in consideration. Too much or too little white space detracts from the design.

- iv. Additional photos and other materials can be used to show the inspiration for the design. These additional materials should enhance the storyboard, without taking away from the original design.
- b. **Quality of Workmanship** – Storyboards should be neat and demonstrate quality of workmanship.
- c. **Consistent Color Palette** – Use a consistent color palette and theme throughout the board.
- d. **Fabric Samples, Trims, and Embellishments** – Fabric samples must be included on the board and be appropriate for the design illustrated. Trims and embellishments that would be used on the garment/outfit should be included, if applicable to the design.
 - i. If the exact fabric swatch cannot be found, a “basic swatch” may be used to illustrate fabric type (denim, linen, etc.), and the 4-H member can draw out the detail.
 - ii. Examples of trims and embellishments would be top stitching, piping, buttons, etc.
- e. **Dimension** – Must use foam core board or mat board. Must be 20" x 30", displayed horizontally or vertically. Do not use poster board. Storyboards can be 3 dimensional. Materials affixed to the foam core board or mat board may exceed the edges of the board.
- g. **Consistent Theme** – All elements are cohesive and support the design brief.
- h. **Originality of Designs** – All design illustrations and flats should be the original work of the 4-H member. The design may be hand drawn or computer drawn. No “copying and pasting” from someone’s design as seen on the Internet, in a magazine, or other sources for the original design.
- i. **Design Detail** – Should include the at least one Illustration and at least one flat.
 - i. *Illustration* – Include at least one main artistic and appropriate fashion illustration. At least one illustration must be on a model/croquis. The model/croquis does not have to be an original drawing and may be traced. See the example below.
<http://www.universityoffashion.com/fashion-croquis/>
 - ii. *Flats* – Include at least one flat. Flats are working drawings that are not on a model/croquis that illustrate other views like you would find on a dressmaker’s pattern envelope. The flats should depict the garment from other views and details. See the example below.

Flats combine style with information. You have created an original design and now you need to be able to create a drawing to help someone else see how to make it. Flats are drawn to define shape, fit, construction and sometimes fabrication. Flats are more factual than the same garment drawn on the figure, posed for dramatic looks. They show how a garment is to be made versus how it will be worn.

These drawings for fashion manufacturing are always drawn looking at the garment, never at an angle. Consider this your only means of communication to the seamstress; if you leave out a detail, the garment won’t end up being manufactured properly. The details must be exact and clearly specified.

Flats

showing other views



Pictures taken from: www.designersnexus.com

Illustration

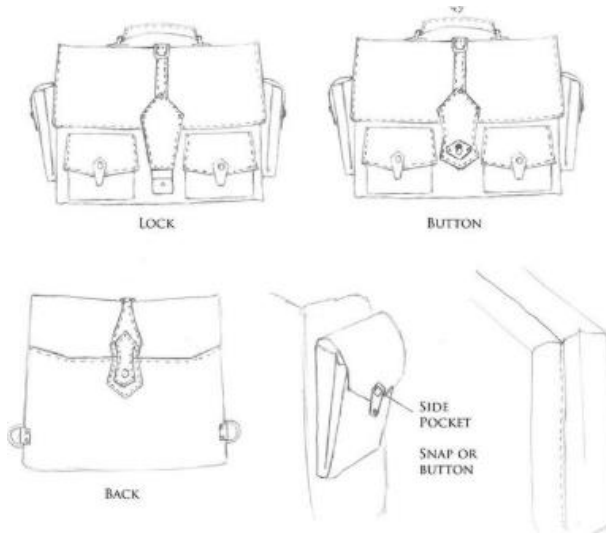
outfit drawn on a model/croquis



Jewelry Design – flats need to include the technical aspects of a piece of jewelry including clasps, crimp beads, cord or wire, jump rings, etc.



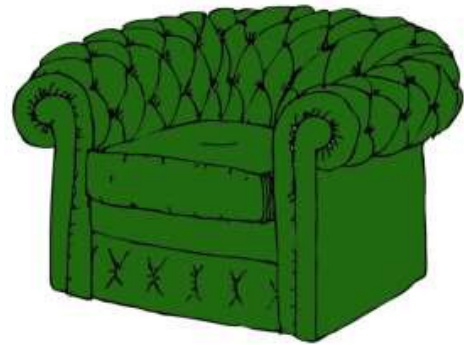
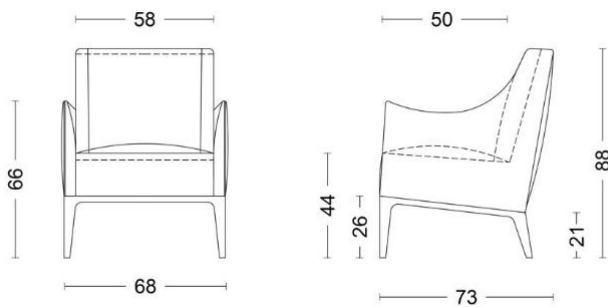
Accessory – flats need to include the technical aspects of the accessory including zippers, rings, buckles, closures, clasps, etc.



Sketch credit:

<https://www.deviantart.com/marcusstratus/art/Shadow-Wulfe13-bag-sketches-211405584>

Home Décor and Home Furnishing – can include details on construction materials and dimensions.



Sketch credit: <http://www.danca.nl/productDetail-nona-50.html>

j. **Titles/Labels** – The title for the storyboard must be: **Once Upon a Storyboard or Once Upon a Time. Additional labels may be added to the board as needed to provide details as related to the overall design of the board.** A subtitle **may** be used for a more personalized name of the design. Labels may be included to enhance the storyboard or to clarify a point, but they will not be required.

k. **Design Brief** – Storyboards should follow the design brief and category descriptions.

TEXAS 4-H FASHION STORYBOARD WEBSITE:

<https://texas4-h.tamu.edu/projects/clothing-textiles/>

4-H FASHION STORYBOARD LABEL

This label should be cut out and affixed to the back of each storyboard. Label details must be neatly printed or typed. Label information should be COMPLETE!

4-H FASHION STORYBOARD LABEL



Age Division *(please check one)*: Junior Intermediate Senior

Category *(please check one)*: Wearable Accessory Jewelry Furniture Pet Clothing Home Decor

District : _____

County: _____

Name: _____

Birthday: _____

4-H Age *(as of 8/31/18)*: _____

I do hereby consent and agree that Texas A&M AgriLife Extension Service, Texas 4-H and Youth Development Program staff have permission to take photographs and/or record video and/or audio of me and/or my property and to use these for 4-H Youth Development educational, promotional, and/or marketing materials. I further do hereby give the right to exhibit any such works publicly or privately, including posting on the Texas 4-H and Youth Development Program website. I waive any rights, claims, or interests I may have to control the use of my identity, the identity of the subject(s), or likeness in the photographs, video, or audio and agree that any uses described herein may be made without compensation or additional consideration. I represent that I have read and understand the foregoing statement, and I am competent to execute this agreement.

I have read and understand the foregoing statement, and I am competent to execute this agreement.

Name *(please print)*: _____

Signature: _____ Date: _____

Parent/Guardian Name *(please print)*: _____

Signature: _____ Date: _____

Agent Name: _____

Agent Signature: _____

Originality of Design

In 100 words or less, answer the following prompt in regards to originality:
Where did you get the idea for your design? What was your inspiration? What makes your design different from others on the market?

FOOD SHOW

Information & Guidelines

FOOD SHOW EVENT INFORMATION

The theme for the Food Show is “**Restaurant Re-Creations**”. What is your favorite restaurant entrée? Is it an appetizer like fried cheese sticks or a main dish like Chicken Alfredo? Maybe your favorite dish is a side dish like sweet potato fries or chips and salsa? Most Americans feel an evening out with family or friends qualifies for indulging in a few extra calories. However, the low nutritional value and high calorie and fat content of some of your “favorites” may shock you! This year’s 4-H Food Show theme, Restaurant Re-Creations, challenges you to take your favorite dish and make it a healthy one! Find ways to “recreate” the taste by using alternate ingredients and cooking methods. During your food show interview, discuss the substitutions of ingredients you utilized to acquire the same taste and quality as the restaurant serves.

This activity is open to all 4-H members. The Food Show provides for educational and personal development and recognizes youth who excel in the 4-H Food and Nutrition Program. The state level competition is open to senior 4-H members and is held during 4-H Roundup. There are similar processes at county and district levels. Refer to State 4-H Food Show: Guidelines, Rules and Regulations, sent to each county Extension office, for the current year information or access the information online at <http://fch.tamu.edu>

OBJECTIVES

Additional objectives of the 4-H Food Show are:

- To promote a sound image of the 4-H Food and Nutrition Program, both within Texas AgriLife Extension and throughout Coastal Bend District 11
- To provide 4-H members an opportunity for additional learning experiences
- To provide 4-H members an opportunity to be recognized for their achievements in the 4-H Food and Nutrition Program
- Practice recommended food preparation skills including food safety
- Understand connection of foods to holidays, while also learning about how to make them healthier through substitutions or limiting to healthy portions
- Learn the nutrients in your dish and the health benefits they provide to your body

AGE DIVISIONS

For the 18-19 District Contest: Junior, Intermediate, & Seniors may participate in BOTH Food & Nutrition Contest (Food Show AND Food Challenge).

CERTIFICATION

Participants must be certified by their County Extension Agent as one of the top three scoring individuals in one of the four entry categories in the junior, intermediate or senior division of the County 4-H Food Show for district participation. This is a total of thirty six (36) contestants from each county. Each participant must exhibit the same food in the same entry category at the county and district level. Only the top scoring individual in each of the Senior classes will advance to State 4-H Food Show at Texas 4-H Roundup. 4-H participants who have won first place in any category, in any year, at the State 4-H Food Show are eligible to participate

in any category at State Food Show.

REQUIRED ENTRY MATERIALS

Food Show entry form is to be uploaded on 4-H Connect. All age divisions will use Texas 4-H entry form.

ENTRY CATEGORIES – All Age Groups

Four entry categories allow for presentation of a variety of foods in the Food Show. The categories also provide an opportunity for contestants to exhibit a variety of food preparation principles.

It is strongly urged that 4-H'ers choose recipes that are relatively simple (i.e. less than 7 ingredients, 1 dish meals, etc.). All four food categories may use ovens during food preparation. A 75 minute oven baking time limit exists for State Food Show contestants for all recipes in all categories.

Many recipes can be entered in more than one category. Participants should consult with the website <http://www.choosemyplate.gov/> when selecting a recipe category. Examples are salad bread bowl, broccoli cheese casserole, vegetable soup, and macaroni and cheese. Participants need to be prepared to explain their recipe category if asked by a judge. Participants should consult with their County Extension Agent and project leader when selecting a recipe category.

Senior age division contestants may not enter the same recipe if they already qualified with it at Texas 4-H Food Show in previous year(s).

- **Main Dish** – Foods classified as main dishes usually contain a meat or meat alternate such as cheese, eggs, dry beans, or peas and peanut butter. They may also contain other foods. Dishes in this category may include: beef, veal, pork, variety meats, poultry, eggs, fish and shellfish. Other possible dishes include meat loaves, soufflés, omelets, soups and chowders.
- **Fruits & Vegetables** – Side dishes are foods that are usually served along with a main dish or as accompaniments to the main course. Foods in this category should be those in which the main ingredient is a fruit or a vegetable. Suggested dishes may include salads, cooked vegetables, cooked fruit, and combination vegetable dishes.
- **Breads & Cereals** – The foods in this category should contain foods made from wheat, oats, rice rye, barley, millet, quinoa and / or corn. Examples of entries for this category include quick breads such as muffins and biscuits, yeast breads, oatmeal and pasta.
- **Nutritious Snacks** – For this category, look for recipes high in nutrients which provide lasting energy to sustain an individual between meals. Examples of nutritious snacks include: red pepper hummus, oven roasted chickpeas, or oatmeal energy balls.

Note on Ingredients:

- When choosing a recipe, Senior contestants need to keep in mind what ingredients will be available in College Station in June.

- No alcohol or alcohol-containing ingredients can be used.

PREPARATION OF 4-H MEMBER

NUTRITION RESOURCES

- MyPlate
<http://www.choosemyplate.gov/>
- Food Safety
<http://www.fightbac.org/>
- Dietary Guidelines for Americans
<http://health.gov/DietaryGuidelines/>
- Preparation Principles & Function of Ingredients
<https://texas4-h.tamu.edu/wp-content/uploads/Preparation-Principles-and-Function-of-Ingredients.pdf>
- Know Your Nutrients
https://texas4-h.tamu.edu/wp-content/uploads/Know-Your-Nutrients_FINAL.pdf
- Nutrient Needs at a Glance
http://fcs.tamu.edu/food_and_nutrition/pdf/nutrient-needs-at-a-glance-%20E-589.pdf

THEME RESOURCES

- Altering Recipes for Good Health
http://texas4-h.tamu.edu/wp-content/uploads/2015/09/healthy_food_Challenge_altering_recipes.pdf
- Restaurant meals: How to make them healthier – Harvard Health
<https://www.health.harvard.edu/staying-healthy/restaurant-meals-how-to-make-them-healthier>
- 10 Tips: Eating Foods Away from Home / Choose MyPlate
<https://www.choosemyplate.gov/ten-tips-eating-foods-away-home>
- Easy, Tasty, Healthy: Simple Ingredient Substitutions for Your Recipes
<https://www.ksre.k-state.edu/humannutrition/nutrition-topics/easytasty.html>
- Now Serving: Recipe Makeovers!
<https://www.ksre.k-state.edu/humannutrition/nutrition-topics/easytasty-documents/NDSU.pdf>
- Modifying a Recipe to be Healthier
<https://www.ksre.k-state.edu/humannutrition/nutrition-topics/easytasty-documents/Ohio.pdf>

PREPARATION OF FOOD

- All food displayed must be prepared prior to the Food Show. EXCEPTION: Members may only add garnishes or stir dishes upon arrival at District Food Show.
- There will not be a preparation area or time designated for preparation.
- Contestants are expected to prepare their own dish; last minute preparation/assistance on-site of the Food Show may only come from other 4-H members - NO ADULTS!
- All garnishes must be edible.

PRESENTING THE DISH TO BE JUDGED

The contestant's dish will be presented in a serving dish, or if appropriate, the dish in which the

food was cooked or baked. In some instances, it is not necessary to present the entire recipe. For example, if a recipe makes a 9" x 13" casserole, the dish could be divided and baked in an 8" x 8" dish.

Senior contestants are to bring the entire dish being entered in the food show. Juniors and Intermediates have the option of bringing one serving of the entry dish, instead of the entire dish. For example, a participant may bring one serving (glass) of a fruit smoothie, rather than bringing an entire pitcher of fruit smoothie.

Fancy or elaborate placemats, linens, centerpieces, candles, etc., are not to be included with the dish as it is presented for judging interviews.

Contestants should use only serving dishes and utensils appropriate and necessary to present and serve the dish to be judged.

JUDGING PROCESS

Total judging time: 7 minutes

All contestants from the same county will be called to line up prior to going into the judging room. At the designated judging time, the county group will then be escorted into the judging room.

The contestant will come to the team of judges with the entry display. The 4-H'er may stand or sit behind the display while the judges sit facing the participant across the table. Entry display may only consist of the entry serving dish, serving utensil and napkin for serving utensil.

To start the interview, each participant will introduce him-/herself to the judges with his/her name and the entry dish name. Following the introduction, each participant is allowed a **maximum of three minutes** to present information on any combination of the following topics. It will be an oral presentation with no handouts or visuals.

- Project activities from current year's project
- Special learning experiences from current year's project
- Leadership activities from current year's project
- Career options explored in current year's project
- Dietary lifestyle choices explored in current year's project (Examples: new foods experienced, special diet information, special food needs, why the entry dish was selected, category selection - why the dish was chosen to be submitted in a certain category, etc.)

NOTE: This three-minute oral presentation is ***required*** of all senior participants. However, it is ***optional*** for junior and intermediate participants.

The judging team will have four minutes following the participant presentation to address topics listed below, as well as topics listed above that was not addressed by the participant. All participants are encouraged to review the scoresheet in order to be prepared for topics of questions. Some topics include:

- Preparation principle(s) or critical step(s) in preparation of dish
- Function of ingredient(s) in entry dish
- Substitutions made (or that could be made) for ingredient(s) in entry dish
- Nutrients and nutrient functions as they relate to the food groups and entry dish

- Relationship of the entry dish to Dietary Guidelines as explained in the consumer brochure, *Dietary Guidelines for Americans, 2010*
- Approximate calorie content and cost for a serving of the entry dish
- Food safety concerns during the purchasing, preparing, serving and storing of the entry dish
- Menu ideas to complement the entry dish

Seniors Only: Serving of the entry dish will also occur during the judging time. Participants should serve judges only a small portion of the dish. Juniors and Intermediates will NOT serve the judges. Tasting of food will not be allowed at the District 11 4-H Food Show.

Upon completion of the interview, the contestant will leave the judging station and position his/her food on the assigned display table.

NOTE: Contestants will be allowed to participate at the end if they have missed their scheduled time slot. Any individuals who miss their scheduled time slot and are not present by the end of all judging will not be judged.

DISH DISPLAY

No individual place settings, tablecloths, placemats, or table decorations will be allowed. **Displays for the public viewing may be more elaborate.** Please remember that each contestant is allowed a space of approximately 24 inches wide and 12 inches deep. Large table cloths, silver trays, etc. are not appropriate for the display because of these space limitations.

At a designated time, the display area will be open for public viewing. All exhibits must stay on display until the awards program has ended. No exhibit will be allowed to leave the area until that time.

SCORING AND PLACING

Junior, Intermediate, and Senior placing (1st, 2nd and 3rd) will be determined by rank. The judges will collectively decide upon the rankings, and the superintendent at the judging station will turn the placing sheet and entry folders into tabulation. **Once announced, all placings are final!**

TIE BREAKER PROCEDURE

If ties should occur, the ties shall be broken using scores of various categories on the scorecard. The order followed will be: Interview and Contestant Presentation (45 points), Project Record Form (25 points), Communication Skills (15 points), Food (10 points), and Recipe (5 points).

AWARDS PROGRAM

Awards will be presented to the first place through third place contestants of each category. If available, participation ribbons may be awarded to other contestants in the Food Show.

APPEALS COMMITTEE

Should a discrepancy/problem arise, it shall be referred to the Appeals Committee for a ruling.

All rulings by the Appeals Committee are final. The Appeals Committee shall be made up of the Food Show Committee, with the District Extension Administrator and 4-H Specialist serving as Ex-officio members (present, not voting)

FOOD CHALLENGE

Information & Guidelines

FOOD CHALLENGE EVENT INFORMATION

More than 100,000 youth participate in the 4-H Food & Nutrition Project, learning how to prepare nutritious and safe meals and snacks and adopt behaviors that can help reduce their risk for chronic disease. This contest challenges teams of 4-H members to create a dish using only a predetermined set of ingredients. From these ingredients, team members must identify and prepare the dish, then make a presentation about it to the judges.

OBJECTIVES

- Provide opportunities for participants to exhibit their knowledge and skill when preparing and presenting a dish
- Provide opportunities for participants to learn from other team members
- Promote teamwork
- Give participants opportunities for public speaking
- Provide leadership opportunities
- Give 4-H members the opportunity to participate in a new, exciting, competitive event

CONTEST RESOURCES

All Food Challenge Contest resources can be found at: <http://texas4-h.tamu.edu/>

PARTICIPATION

Participants must be 4-H members currently enrolled in a Texas 4-H and Youth Development county program and actively participating in the Food and Nutrition project.

AGE DIVISIONS

Age divisions are determined by a participant's grade level as of August 31 of the current 4-H year in accordance with what is stated in the current Texas 4-H Rules and Guidelines. There are **ONLY TWO AGE DIVISIONS IN FOOD CHALLENGE.**

Junior/Intermediate Division: 3rd grade to 8th grade

Senior Division: 9th – 12th grade

NOTE~ for the 18-19 District Contest: Junior, Intermediate, & Seniors may participate in BOTH Food & Nutrition Contest (Food Show AND Food Challenge).

TEAMS PER COUNTY

Each county may enter a maximum of TWO Junior/Intermediate teams and a maximum of TWO Senior teams. At the county contest, this will require that all teams within one age division be judged against each other and placed (not judged and placed according to food category).

MEMBERS PER TEAM

Each team will have at least THREE and no more than FOUR members. Teams may not include members in different age divisions. See AGE DIVISIONS above.

SUBSTITUTION OF TEAM MEMBERS

Substitution of team members should be made only if necessary. Only the same number of 4-H members qualifying at the county level will be eligible to participate at the district level. No more than two team members may be substituted, up to the day of the Food Challenge. The substitute 4-H member must have participated in the county Food Challenge to be eligible.

FOOD CATEGORIES

There will be four food categories in each age division: Main Dish, Fruits and Vegetables, Bread and Cereal, and Nutritious Snacks. Teams will be randomly assigned to a category, but assignments will not be announced until check-in the morning of the contest.

ATTIRE

Each team will have the option of wearing coordinated clothing and/or aprons. Team members must wear closed toed shoes.

RESOURCE MATERIALS PROVIDED AT CONTEST

Resource materials will be provided for each team at the contest. These include:

- MyPlate Mini-Poster
- Fight Bac – Fight Food Borne Bacteria Brochure
- Know Your Nutrients
- Food Challenge Worksheet

Optional resources will include copies of grocery receipts/purchase prices for age groups calculating costs. No other resource materials will be allowed. Teams may not use their personal copies of the resources during the contest.

SUPPLY BOX

Each team must supply their own equipment for the challenge. Teams may bring only the supplies listed in the supply box section. Supply boxes may be checked by contest officials as teams check in for the contest. Any extra equipment will be removed from the team's supply box. Please refer to the supply list posted on page 7 of the Food Challenge Manual at: <http://texas4-h.tamu.edu/>. **New for 2018-2019: "Gadget of the Year"**. Teams may have the following kitchen gadget in their box for the 2018-2019 Contest Year: **melon baller**.

AWARDS

Awards will be presented to first through third place contestants/teams of each category.

PARTICIPANTS WITH DISABILITIES

Any competitor who requires auxiliary aids or special accommodations must contact the District

Extension Office at least two weeks before the competition.

ADVANCING TO STATE CONTEST

Four senior teams may advance to state from the district contest. It will be determined prior to the event how those 4 teams will be selected (top four teams overall or first place team in each food category) based on the number of senior teams entered at district. Teams advancing will not automatically be assigned the same category as they were at district. At the state contest, Food Challenge will be a Wednesday contest.

RULES OF PLAY

1. Each team will be directed to a cooking/preparation station. There will be a set of ingredients at each station, but no recipe. The ingredients will represent a recipe from one of the following categories: Main Dish, Fruits and Vegetables, Bread and Cereal, and Nutritious Snacks.
2. General guidelines, resources and instructions will be provided to assist teams.
3. Each team will have 40 minutes to prepare the dish, plan a presentation, and clean up the preparation area.
4. Preparation: Each team will be provided with a set of ingredients reflective of the assigned category and will create a single dish (not a full meal) using them.
 - a. Teams are challenged with being creative and developing their own recipe with the ingredients provided.
 - b. Teams must incorporate each ingredient into the dish. However, teams may determine the exact amount of each ingredient to use.
 - c. Teams may have access to a “pantry” of additional ingredients that may be incorporated into their recipe. Cost of pantry items should not be included in cost analysis calculation.
 - d. The ingredients provided to each team or available in the contest pantry may be used to garnish the dish.
 - e. Note cards and the Food Challenge Worksheet may be used to write down the recipe that the team creates, along with notes related to nutrition, food safety, and cost analysis. Teams should be exact on ingredients used, preparation steps, cooking time, temperature, etc.
5. Food safety: Each station will have food safety resources. Teams should follow the steps listed to ensure proper food safety and be prepared to discuss food safety practices used in the team presentation to the judges.
6. Nutrition: Each station will have a variety of nutrition resources/references. Each team should name key nutrients in their dish and their functions.
7. Cost analysis: Prices will be available for each ingredient provided to teams. Teams will need to find the ingredients on the list and calculate the price of the dish along with the price per serving. Teams will determine the number of servings per recipe. Cost of pantry items should not be included in cost analysis calculation.

8. Presentation: When time is called, each team will present their dish to the judges. Team presentations should include the criteria outlines on the scorecard. The following also pertains to team presentations.
 - a. All team members, or at least a majority, should participate in the presentation.
 - b. A maximum of five minutes will be allowed for each team's presentation.
9. Clean-up: Teams must clean up their preparation areas. Clean-up time is included in the 40-minute preparation allotment.

LEADERS 4 LIFE Skill-A-Thon

(Open to Senior level 4-H members ONLY)

Information & Guidelines

District 11 Contest will be held only if more than three (3) teams register. All teams must register. If no contest is held, a separate date with a mock contest will be arranged.

CONTEST INFORMATION

The Leaders 4 Life Skill-A-Thon is a competitive event designed to challenge county 4-H council teams in their leadership skills, parliamentary procedure and service learning. It is a three-fold contest that will include the following:

- **Parliamentary Procedure Contest** - This is a demonstration of a simulated 4-H meeting using a standard agenda, which will be provided. Teams of four to six 4-H members will have 20 minutes to conduct their model meeting in front of a panel of judges.
- **Question and Answer** with the Judges (10 points per question)
 - Each team will be asked **TEN** questions. Every team member must answer at least one question, but no more than 3. Remaining questions may be answered by any team member, and the team members will choose who will answer the extra questions. The questions will be based on parliamentary procedures.
- **Community Service Interpretation** – The teams will submit a very simple document that asks the name of the project they are interpreting with a short paragraph (3 to 4 sentences max) that describes the project.
 - This document is not judged but is to prepare the judging panel for an interview with the team.
 - The judging panel will ask interview questions of the team including, but not limited to, the project and how the 8 Steps of Service Learning (outlined on page 6 of “Use Your Hands... For Service” document) were utilized in their project.
 - Interviews will last approximately 10 minutes and will be scored by the panel of judges (max 70 points).

ENTRY

Entry into the Leaders 4 Life Skill-A-Thon is made up of a team of 4 to 6 members

CONTEST RESOURCES

Leaders-4-Life Project Page can be found here: <https://texas4-h.tamu.edu/events/roundup/>

PUBLIC SPEAKING CONTEST

Information & Guidelines

ENTRY

The Public Speaking Contest is limited to an individual (one person) entry.

TIME LIMIT

Individuals must present a five (5) to seven (7) minute talk suitable as a platform speech or radio broadcast. The presentation should serve to persuade others regarding a particular youth issue or concern.

PROPS

Props and visual aids are not permitted and recordings of any type may not be used.

QUESTIONS

Contestants should be prepared to answer questions concerning the subject matter of their presentation. Judges and/or Superintendents may ask contestants questions at the end of the presentation. This will be done on the judge's time. Only official judges and superintendents may ask questions of the contestants, not other 4-H members and/or leaders.

SCORING/SCORECARDS

Presentations will be scored with equal consideration of composition and delivery utilizing a score sheet (revised August 2005) specific to the Public Speaking Contest. A copy of the scorecard is available on the Texas 4-H Publications Website.

SUGGESTED PRESENTATION TOPICS

Current events, youth issues, or other topics related to youth.

QUIZ BOWL CONTESTS - BEEF, HORSE & NUTRITION Information & Guidelines

All Quiz Bowl Contests may be played as a single or double elimination tournament (based on the number of teams entered). If there are not significant teams registered for the district contest (i.e. only one Junior and one Senior team), the teams will still be required to participate in the bowl contest. For example, a tournament may be conducted between the Junior and Senior teams. Quiz Bowl teams will be made up of 4 team members.

** Note: Depending on participation, a separate and agreed upon date may be discussed for the Horse Quiz Bowl Contest

The Texas 4-H Quiz Bowl Guide is available at:

<https://texas4-h.tamu.edu/wp-content/uploads/2018-Quiz-Bowl-Rules-8.30.18.pdf>

BEEF QUIZ BOWL

Contest Resources:

<https://texas4-h.tamu.edu/wp-content/uploads/Beef-Quiz-Bowl-Resources.pdf>

HORSE QUIZ BOWL

Contest Resources:

<https://texas4-h.tamu.edu/wp-content/uploads/Horse-Quiz-Bowl-Resources.pdf>

NUTRITION QUIZ BOWL

Contest Resources:

<https://texas4-h.tamu.edu/wp-content/uploads/2019-Quiz-Bowl-Study-Guide.pdf>

SHARE-THE-FUN CONTEST

Information & Guidelines

OBJECTIVES

- To provide an opportunity for 4-H youth to develop a spirit of cooperation through working together.
- To develop self-confidence through public appearance.
- To stimulate interest and encourage a broad-based recreation program in Texas 4-H at the club and county level.
- To encourage 4-H members to discover and develop their talents.
- To provide for social, cultural, and leadership development of 4-H youth.

RULES

There are seven (7) categories, each with a separate description and score card. Category descriptions are listed below and also included in the Texas 4-H Roundup Guide. The 7 categories are:

- Celebrate 4-H
- Choreographed Routines
- Dramedy
- Musical - Instrumental (playing instrument(s) only; no vocals)
- Poetry/Prose
- Solo/Band Performance (instrument AND vocals/singing)
- Vocal

For category and rule clarification, refer to <https://texas4-h.tamu.edu/events/roundup/>

SENIORS ONLY: Share-The-Fun participants may compete in one Wednesday competition and one Thursday competition.

- **WEDNESDAY CONTESTS: Choreographed Routines, Dramedy, Poetry/Prose, Vocal**
- **THURSDAY CONTESTS: Celebrate 4-H, Musical/Instrumental, Solo/Band Performance**

The **first, second, and third place winners** from each category at the county contest will qualify for the district contest.

NOTE: PARTICIPANTS MUST COMPETE WITH THE SAME MATERIAL AT ALL LEVELS OF COMPETITION - COUNTY, DISTRICT, STATE. FOR EXAMPLE, YOU CANNOT CHOOSE ONE SONG FOR YOUR ACT AND THEN CHANGE SONGS BETWEEN DISTRICT AND STATE. ACTS MAY FINE TUNE PERFORMANCES BASED ON CRITIQUES FROM COUNTY AND DISTRICT JUDGING, BUT CHANGING MATERIAL COMPLETELY IS PROHIBITED.

To determine category for entry, please refer to the category descriptions. County Extension Agents are strongly encouraged to review entries for proper category and appropriateness of material and ensure that all other rules and regulations are followed. Judges will determine if an entry is in the correct category.

PROPS

Regulations for props should be followed. Props utilized must be able to go through doors that are 6 feet wide and 7 feet tall. Space at the district and state contest is limited.

PROHIBITED ITEMS

The following materials may not be used in any category: talcum powder, flour, pies, water, oil, feathers, flower petals, hay or other substances which are hard to clean up, may cause damage, or be dangerous to participants. No roller skates, shoes with spikes, cleats, motorized vehicles, live animals or real fire arms are allowed.

TIME LIMITS

Time limits for all categories will be strictly enforced. All categories will have a time limit of six (6) minutes for presentation and four (4) minutes for set-up and break-down. A penalty of five (5) points per minute, or partial minute, over the time limit will be deducted from the total score.

ADULT ASSISTANCE

Only adult coaches and/or agents will be allowed backstage, in the vicinity of the storage area for props, and to assist with set-up and break-down of props and equipment. *4-H members or other youth who are not a part of the team will not be allowed to assist with set-up and break-down.*

No accompanist will be permitted for any category. If music is required, it must be on a CD, cassette tape or performed by the contestant. See specific rules for each category for information related to this topic.

During a performance, adult coaches may give cues for music backstage or help with costume/prop changes backstage. They are NOT allowed to participate in any other form while the act is going on. Any voices heard during the performance from back stage must be either a participant OR a taped voice.

CATEGORY DESCRIPTIONS

- **CELEBRATE 4-H – 1 to 9 participants.** May be a 4-H based story line, promoting 4-H, community service, a project or activity. **This category may also address a specific youth issue and present ways in which this issue can be addressed through 4-H efforts.** May incorporate music, vocal selections, and/or choreographed routines but these aspects cannot be more than half of the performance. Skits can be humorous, creative and make fun of but not degrade Extension employees or the 4-H program. All 4-H members entered in the category must be a part of the act. Judged on material chosen, talent, creativity, showmanship, costumes and props. Four (4) minutes for set-up and break down; maximum of six (6) minutes for presentation for a total of ten (10) minutes per act.
- **CHOREOGRAPHED ROUTINES – 1 to 9 participants.** No speaking to form a skit or story line. The act requires choreography and can be demonstrated through twirling, pom pom squad routines, jump rope teams, basketball dribbling exhibitions, or dance (jazz, tap, country & western, ballroom, etc.). Sign language presentations to music have been added to choreographed routines. However, if a participant is SINGING and

SIGNING, this entry should be entered in the Vocal Category. All 4-H members entered in the category must be a part of the act. **Acts may use taped music on CD or cassette tape but may not use an accompanist.** Judged on material chosen, talent, uniformity, creativity, showmanship, costuming. Four (4) minutes for set-up and break down; maximum of six (6) minutes for presentation for a total of ten (10) minutes per act.

- **DRAMEDY – 1 to 9 participants.** This is an acting category. A dramedy (also known as a comedy-drama or comedic drama) is an act that combines elements of comedy and drama, having both humorous and sometimes serious content. **Acts cannot incorporate 4-H related material or theme.** (Otherwise, it would be categorized as Celebrate 4-H.) Skits can be currently available scripts, original material, or a combination of the two. Humor and creativity are encouraged, but the degradation of any individual or organization is not permitted. May incorporate music, vocal selections, and/or choreographed routines, but these aspects cannot be more than half of the performance. Judged on material chosen, talent, creativity, showmanship, costumes and props. Four (4) minutes for set-up and break down; maximum of six (6) minutes for presentation for a total of ten (10) minutes per act.
- **MUSICAL - INSTRUMENTAL – 1 to 9 participants.** Musical presentation may be musical instruments accompanied by background tape or an instrumental performance only. **No accompanist will be allowed. Participants may not sing or incorporate a skit, poetry, prose, or choreography with their act.** Judged on talent, showmanship, musical presentation, and material chosen. Four (4) minutes for set-up and break down; maximum of six (6) minutes for presentation for a total of ten (10) minutes per act.
- **POETRY/PROSE– 1 to 9 participants.** Acts which showcase poetry or prose are required. The act may **NOT** incorporate vocal, musical, and/or choreographed routine. This category does not require 4-H related material, however, if an original poem or prose piece showcasing 4-H is written, this would be acceptable. Every 4-H member entered in the category must be a part of the performance on stage. **All material must be memorized. No script may be used during the performance.** Judged on material chosen, message, talent, presentation, style, props/costuming. Four (4) minutes total for set-up and break down; maximum of six (6) minutes for presentation for a total of ten (10) minutes per act.

Defining Poetry and Prose: Poetry is generally characterized by structured meter and rhyme that tells a story or provides a message to the reader. Prose is distinguished from poetry by its greater variety of rhythm and its closer resemblance to the patterns of everyday speech. Another description might be an excerpt from a larger piece such as a play or book.

- **SOLO/BAND PERFORMANCE – 1 to 9 participants.** All 4-H members entered in the category must be a part of the act by playing a musical instrument, singing or both (solo performance must play an instrument and sing). **Participants MUST incorporate singing in the acts, but cannot incorporate skits, poetry, or prose. They may, however, move around the stage and incorporate choreography with their presentation for the purpose of enhancing their showmanship.** Judged on talent, showmanship, musical presentation, vocal presentation when applicable and material chosen. Four (4) minutes for set-up and break down; maximum of six (6) minutes for presentation for a total of ten (10) minutes per act.

- **VOCAL – 1 to 9 participants.** Vocal presentation may be done a capella or with an accompaniment CD/tape. **No accompanist will be allowed for this category and the vocalist(s) may not play an instrument.** All members in the act must be singing. No lip sync will be allowed. **Contestants may not present skits, poetry or other speaking during the act. They may, however, move around the stage and incorporate choreography with their presentation for the purpose of enhancing their showmanship.** Sign language may be added to enhance the performance, but entries that strictly showcase sign language without vocal presentation are not permitted in this category. They must be entered in choreographed routines. Judged on talent, showmanship, vocal presentation, and material chosen. Four (4) minutes for set-up and break down; maximum of six (6) minutes for presentation for a total of ten (10) minutes per act.